

Maj 7 Auflösung

V7 -> I **bII7 -> I** **bVII7 -> I**

G7 **Cmaj7** **D \flat 7** **Cmaj7** **B \flat 7** **Cmaj7**

1 2 3

TAB: 3 4 3 3 | 5 4 5 3 | 6 4 6 4 | 5 4 5 3 | 6 7 6 6 | 5 4 5 3

V-7 -> V7 -> I **bII-7 -> V7 -> I** **bVII-7 -> V7 - I**

Dm7 **G7** **Cmaj7** **A \flat m7** **G7** **Cmaj7** **Fm7** **G7** **Cmaj7**

4 5 6

TAB: 5 6 5 7 5 | 3 4 3 4 3 | 5 4 5 3 | 4 4 4 4 4 | 3 4 3 5 4 | 1 1 1 1 1 | 3 4 3 5 3 | 1 3 5 4 3

bII-7 -> bII7 -> I **V-7 -> bII7 -> I** **bVII-7 (Stufe von G) -> bII7 -> I**

Dm7 **D \flat 7** **Cmaj7** **A \flat m7** **D \flat 7** **Cmaj7** **Fm7** **D \flat 7** **Cmaj7**

7 8 9

TAB: 5 6 5 4 5 | 6 4 6 5 4 | 1 6 1 4 5 | 4 4 4 4 4 | 6 4 6 5 3 | 1 1 1 1 1 | 6 4 6 4 3 | 5 4 5 3

V-7 (Stufe von G) -> bVII7 -> I **bVII-7 -> bVII7 - I** **V-7 -> bVII7 -> I**

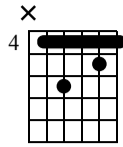
Dm7 **B \flat 7** **Cmaj7** **A \flat m7** **B \flat 7** **Cmaj7** **Fm7** **B \flat 7** **Cmaj7**

10 11 12

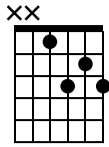
TAB: 5 6 5 7 5 | 6 7 6 5 3 | 4 4 4 6 5 | 4 4 4 6 5 | 1 1 1 1 1 | 6 7 6 6 6 | 5 4 5 3

Beispiel

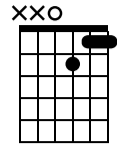
D \flat m7



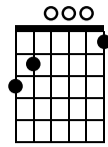
E \flat 7



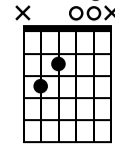
Dm7



G7



Cmaj7



Musical notation and guitar tablature for the resolution of a major 7th chord.

Staff 1 (Treble Clef): Shows a sequence of chords. The first chord is D \flat m7 (marked 13), followed by E \flat 7, Dm7, G7, and finally Cmaj7 (marked 14). The key signature has two flats (B \flat and E \flat).

Staff 2 (TAB): Shows the corresponding guitar tablature for each chord.

T	4	3	1	1	0
A	5	2	1	0	0
B	6	3	2	0	0
B	6	1	0	0	2
B	4			2	3